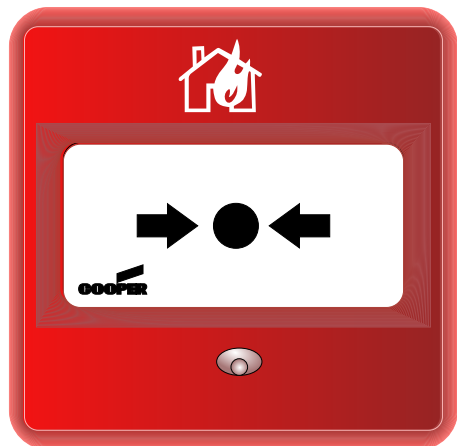


Fire Alarm TEST



1. Touch/Select
Top Left Hand of Screen

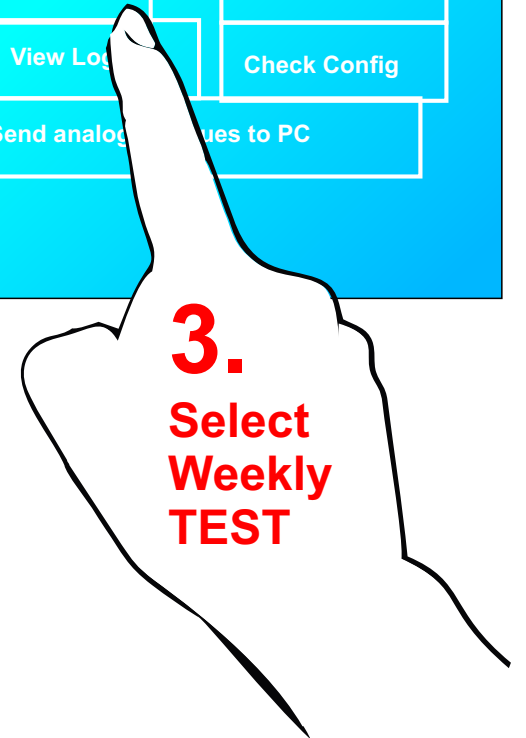
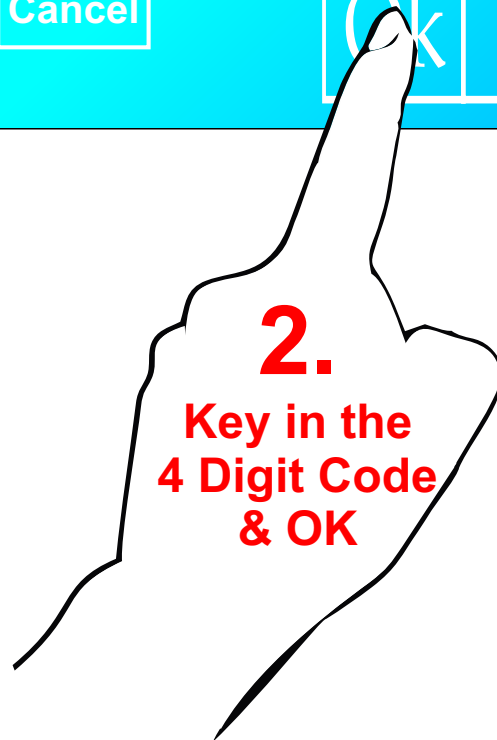


Fire Alarm TEST

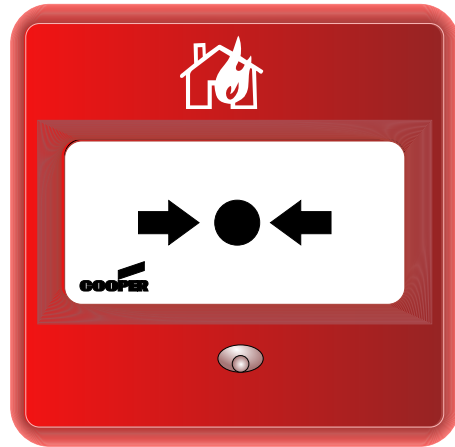


Supervisor PRE Off	1	2	3
Please Enter CODE: 2214	4	5	6
Cancel	7	8	9
Ok	0	←	


Execute	Silence Alarm	Mute Buzzer	Reset	
View Fires AC=39	View Pre Alarms	View Disabled	View Faults	Others
Enable Disable	Weekly Test	Send log to PC		
Print	View Log	Check Config		
Lamp Test	Send analog	Send to PC		



Fire Alarm TEST



3. Note
Once the Weekly Test
has been Selected
You have 4 mins to insert
the KEY in step 4



4 Mins



4.
Insert the KEY
Into any
RED Station



5.
Wait for SILENCE
then
REMOVE
the KEY

**The TEST
is complete**

Fire Alarm TEST



Instructions

Test
Keys

LogBook

Electrical System
Drawing

BOX